

Technical Data Sheet - Draft

Technical Data Sheet
Revision: 1
Issued: 22.06.2018
Number of pages: 3

Pattex No More Nails Invisible Cartridge

EAN code: 4015000436113

Product description: Pattex No More Nails Invisible [Cartridge (300ml)]


CHARACTERISTICS

- INSTANT TACK® solvent-free dispersion formula
- No need to support joints with mechanical fixings
- 70 kg/m² initial tack
- High adhesion properties
- Over paintable once dry
- High adhesion especially wood to wood
- Gap filling up to 10 mm.
- Minimum application temperature +10°C
- Low odor
- Transparent after drying

APPLICATION FIELD

Pattex No More Nails Invisible is suitable for the following surfaces: plaster surfaces (indoor), concrete, cellular concrete, pumice, fiber concrete, plaster board, gypsum floorboards, wood materials (e.g. chip boards) and polyurethane rigid-foams.

Not recommended for permanent water immersion



INSTRUCTIONS FOR USE

Pretreatment

Ensure surfaces to be bonded are clean and free of dust, grease or oil. Surfaces should not be continuously damp.

One surface must be porous to ensure a solid, secure bond because water has to evaporate for the bond to take effect.

In the case of very water-adsorbent substrates such as gypsum, MDF, chipboard (not OSB), clay-brick, it is possible that the glue dries too quickly along the outer perimeter of the application, and the interior of the application does not form a proper bond.

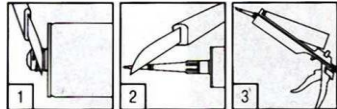
To have proper bond on very absorbent surfaces, wet the surface with a spray bottle or wet cloth before gluing.

For two nonabsorbent, or water-sensitive surfaces use PL 700.

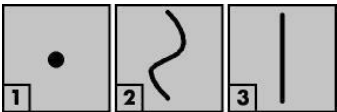
To remove adhesive residue of separating agents on PU made decorative panels, use abrasive paper or solvents like acetone before applying Pattex No More Nails Invisible.

Application

Cut off tip of the cartridge above the screw thread (1). Screw on plastic nozzle and diagonally cut off the tip of the nozzle (2). Place cartridge into gun (3).



Apply adhesive onto one of the surfaces: 1) In spots in order to smooth uneven surfaces, 2) in wave-like form for higher initial tack with wide surfaces or 3) in straight strands for smaller surfaces. In case of outdoor use, apply vertical strands.



Release the trigger on the gun after each application to prevent the adhesive from flowing - not valid for foldable gun.

Bonding of panels, plastic decoration details, acoustic panels etc.:

Place panel 1-2 cm off the bonding spot, then slide into correct position and press well. If necessary support heavy materials with decorative nails.

If the underlying layer is smooth and sound, bond panels directly. For uneven surfaces we recommend creating a mechanically fixed sub-construction with small wooden panels or rigid polystyrene or polyurethane foam stripes (width: 5-10 cm, thickness: 5-20 mm, distance between stripes: 30-65 cm, depending on the panels to be bonded).

TECHNICAL DATA

Composition	Dispersion
Density	approx. 1,03 g/cm ³
Heat resistance	-20°C up to +70°C
Open time	Approx. 15 min
Application temperature	+10°C up to +40°C

“The information provided in this Technical Data Sheet (TDS) including the recommendations for use and applications of the product are based on our knowledge and experience of the product as at the date of this TDS. The product can have a variety of different applications as well as differing application and working conditions in your environment that are beyond our control. Henkel is, therefore, not liable for the suitability of our product for the production processes and conditions in respect of which you use them, as well as the intended applications and results. We strongly recommend that you carry out your own prior trials to confirm such suitability of our product.

Any liability in respect of the information in the Technical Data Sheet or any other written or oral recommendation(s) regarding the concerned product is excluded, except if otherwise explicitly agreed and except in relation to death or personal injury caused by our negligence and any liability under any applicable mandatory product liability law.”

Henkel South Africa

55 Potgieter Road, Alrode, Gauteng.

Phone: +27 (0) 11 617 2400

Internet: www.pattex.co.za