



MOMENT

Fix & Remove

Technical Data Sheet v.1, January 2026

CHARACTERISTICS

Removable construction adhesive for indoor applications based on SMP technology.

- Bonded assembly can be separated again
- Cured adhesive can be easily removed, without leaving any residues
- Perfect for non-porous and solid surfaces
- Perfect for indoor use
- No stringing or dripping – clean application
- moisture curing
- Correctable for few minutes
- Silicone-free
- Free of phthalate plasticizers
- Free of hazardous isocyanates
- solvent-free
- Non-corrosive
- Nearly no shrinkage during curing

APPROVALS

GEV EMICODE®	EC 1 PLUS (very low emissions)
VOC emission class (France)	A+

APPLICATION FIELD

MOMENT Fix & Remove is recommended as a removable adhesive for applications, where the bonded items should be separated from each other at a later point in time and without leaving any residue.

Application examples are:

- Towel hooks to tiles, e. g. in the bathroom, toilet or kitchen
- Small mirrors to tiles or high-pressure laminate, e. g. in the bathroom or toilet
- Bathroom accessories, e. g. soap dispenser, toothbrush holder etc.
- Kitchen accessories, e. g. kitchen tool rail, spice shelf etc.
- Signs, e. g. bonding signs to doors or walls
- Suitable for glazed tiles, glass, high-pressure laminate, PVC, stainless steel, aluminum and other solid, non-porous materials



INSTRUCTIONS FOR USE

Preparation

Ensure surfaces to be bonded are clean, dry, and free of dust, grease or oil. Substrates must be sound. Remove soiling with the appropriate solvent or cleaner. Check whether paint or coatings adhere firmly, if not, remove them. If you are unsure whether the substrate is suitable, pre-test on a small area recommended to determine suitable bonding and clean removal of adhesive.

Application

MOMENT Fix & Remove is supplied ready to use and can be applied directly from the tube. If required, kneading the tube before application for a couple of seconds may facilitate extrusion.

After substrate preparation apply MOMENT Fix & Remove in spots on the bonding surface at intervals of a few centimeters. Set the element to be bonded in position with hand pressure. Ensure an adhesive layer thickness between 0.5 - 1.5 mm (adhesive-filled gap between surface and item).

If necessary, use adhesive tape, wedges, or props to hold the assembled elements together for the initial hours of curing. An incorrectly positioned element can be easily unfastened and repositioned in the first few minutes after application. Apply pressure again.




It is recommended to load an adhered item only after 24 hours after application.

The load limit heavily depends on the substrates, the element to be bonded and the curing conditions (temperature, humidity).

Typical static load limits (under ambient conditions):

- After 24 hours curing: up to 60g per 1cm² applied adhesive can be loaded (hook with 15cm² adhesive surface: 1kg load).
- After 48 hours curing: up to 200g per 1cm² applied adhesive can be loaded (hook with 15cm² adhesive surface: 3kg load).
- After 5 days curing: up to 400g per 1cm² applied adhesive can be loaded (hook with 15cm² adhesive surface: 6kg load).

Loading example:

			Aluminium hook with an adhesive area of 15cm ² glued on high pressure laminate (HPL)
23°C / 50% r.h.	24 hours	1 kg	
	48 hours	3 kg	
	5 days	6 kg	

After use, the tube must be resealed tightly. Make sure that the adhesive is pressed all the way to the top of the opening so that the screwed-on lid is in direct contact with the adhesive. This prevents curing of the adhesive in the tip of the tube.

De-Bonding

De-bonding can be done by applying leverage force to the assembly, using a tool, like e.g. a (slotted) screwdriver or scraping knife. Be careful not to damage the surfaces in this process.



Depending on the surfaces, residual adhesive may be removed mechanically in one piece ("peel-off") or using e.g. a ceramic cooking hob scraper. In case of remaining adhesive, alcohol may be used as a cleaning aid.

Cleaning

Remove uncured residues of the adhesive immediately after application. Contamination with uncured adhesive can be removed with solvent (e.g. mineral spirit, alcohol). The cured product can only be removed mechanically (e.g. with a ceramic cooking hob scraper or by peeling off).

Notes on application / limitations

The product is especially recommended for indoor applications on non-porous substrates (e.g. glazed tiles, glass, high-pressure laminate, PVC, aluminum). Staining may occur on porous materials, resulting in visible, permanent stains after removal.

In case of coated substrates an adhesion test is recommended before use. Due to the large number of coatings, it is recommended to test the compatibility of a coating product before use. Staining may occur on coated materials, resulting in visible, permanent stains after removal.

Do not use on bituminous substrates or on building materials which might bleed oils, plasticizers or solvents which could attack the adhesive.

Not suitable for applications with water pressure or permanent water immersion, e.g. in swimming pools.

Not suitable for natural stones (e.g. marble).

Not suitable for PE, PP, PTFE, acrylic glass, plasticized PVC, copper and brass.

Color deviations may occur e. g. due to exposure to chemicals or high temperatures. However, a change in colour does usually not affect adversely the technical performance or the durability.

The product may only be used for mirror bonding if the mirror coating and the protective lacquer complies with EN 1036-1. In case of unknown mirror qualities please ask mirror producer for an approval. Risk of breaking large mirrors during removal.

TECHNICAL DATA**Uncured product**

Chemical base	(Moisture curing silane modified polymer (SMP) - cures by reaction with atmospheric humidity.)	
Odour	Alcohol	
Application temperature, °C	+5 to +40 (substrate and ambient)	
Consistency	Non-slump paste	
Density, g/ml	~ 1.1	ISO 2811-1
Resistance to flow, mm	~ 0	ISO 7390
Skin formation time, minutes	~ 15	23°C, 50% r.h.
Open time, minutes	~ 20	
Curing speed, mm/hours	~ 2.3/24	23°C, 50% r.h., bead 20 x 10mm
Initial tack, g/cm ²	~ 15	

Cured product

Odour	Odourless	
Shore A hardness	~ 35	ISO 868
Tensile shear strength, N/mm ²	~ 1	EN 205, wood/wood
100% Modulus	~ 1.2	ISO 37, Type 2
Elongation at break, %	~ 250	ISO 37, Type 2
Tensile strength, N/mm ²	~ 2.5	ISO 37, Type 2
Application thickness, mm	0.5-1.5	
Service temperature, °C	-40 to +80	

GENERAL INFORMATION**Surfaces**

The substrates to bond must be clean, dry, free of dust, grease or oil and loose particles. Use acetone, mineral spirit, isopropanol or special cleaners to remove residues of oils or grease. The product is suitable for many types of construction materials, e.g. glazed tiles, glass, high-pressure laminate, PVC, aluminum. In cases of unknown materials or critical applications adhesion tests are recommended or contact our Technical Service.

Storage

15 months from date of production if stored in unopened original tubes, in dry conditions and protected from direct sunlight at temperatures between +10°C and +25°C.

Chemical resistance

The product is not recommended for applications with permanent contact with chemicals or water.

Packaging

Tube, 44 g

Colours

Translucent

HEALTH AND SAFETY

Before using the product please see related Material Safety Data Sheet.

DISPOSAL

The information provided in this Technical Data Sheet (TDS) including the recommendations for use and application of the product are based on our knowledge and experience of the product as at the date of this TDS. The product can have a variety of different applications as well as differing application and working conditions in your environment that are beyond our control. Henkel is, therefore, not liable for the suitability of our product for the production processes and conditions in respect of which you use them, as well as the intended applications and results. We strongly recommend that you carry out your own prior trials to confirm such suitability of our product.

Any liability in respect of the information in the Technical Data Sheet or any other written or oral recommendation(s) regarding the concerned product is excluded, except if otherwise explicitly agreed and except in relation to death or personal injury caused by our negligence and any liability under any applicable mandatory product liability law.