

## LOCTITE® SI 5033™

Known as LOCTITE® 5033™  
August 2014

### PRODUCT DESCRIPTION

LOCTITE® SI 5033™ provides the following product characteristics:

<b>Technology</b>	Silicone
<b>Chemical Type</b>	Acetoxy dual cure silicone
<b>Appearance (uncured)</b>	Light yellow, translucent paste <sup>LMS</sup>
<b>Fluorescence</b>	Positive under UV light <sup>LMS</sup>
<b>Components</b>	One component - requires no mixing
<b>Thixotropic</b>	Reduced migration of liquid product after application to substrate
<b>Cure</b>	Ultraviolet (UV)/ visible light
<b>Secondary Cure</b>	Moisture for shadowed areas
<b>Application</b>	Encapsulating, Bonding, Gasketing or Sealing

LOCTITE® SI 5033™ is a non-sagging sealant with the benefit of deep light cure capability, ultraviolet and visible, combined with a secondary moisture cure mechanism for shadow curing. Upon exposure to sufficient UV light, visible light or atmospheric moisture, this product forms a high strength rubber for gasketing and sealing applications.

### TYPICAL PROPERTIES OF UNCURED MATERIAL

Specific Gravity @ 25 °C	1.09
Solids/Non-Volatile Content, %	95.7
Aspect Ratio @ 60 seconds, Height/Width	1.0
Flash Point - See SDS	
Flow, ISO 7390, mm	2.5
Extrusion Rate, g/min:	
Pressure 0.6 MPa, time 15 seconds, temperature 25 °C:	
Semco #440 nozzle	100 to 170 <sup>LMS</sup>

### TYPICAL CURING PERFORMANCE

Normal processing conditions will include exposure to sufficient UV light irradiance to effectively cure the material. Surface and/or atmospheric moisture will promote the cure of material in shadowed regions. Although functional strength is developed almost instantly due to the UV curing nature of LOCTITE® SI 5033™, increased cure properties are developed

during 72 hours at ambient conditions.

### Skin Over Time

Skin over time is the time the surface of the adhesive forms a skin upon exposure to atmospheric moisture at 25 ± 2 °C, 50 ± 5% RH.

Skin Over Time, minutes:

Cured @ 23 °C ≤15<sup>LMS</sup>

### Tack Free Time

Tack Free Time is the time required to achieve a tack free surface

Tack Free Time, ASTM C679, seconds:

70 mW/cm², measured @ 365 nm ≤20

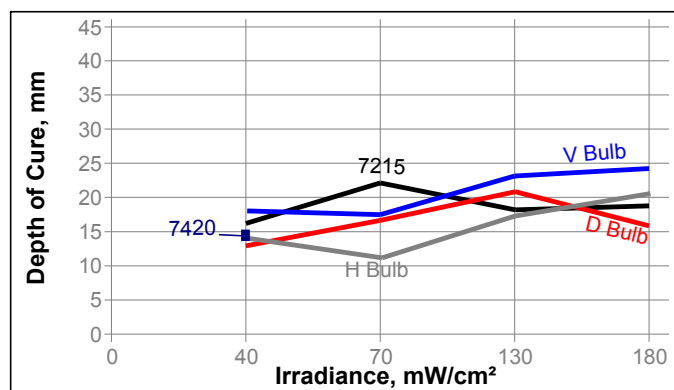
### Depth of Cure

Depth of cure, mm:

60 seconds @ 70 mW/cm², measured @ 365 nm ≥10<sup>LMS</sup>

### Depth of Cure (light)

Rapid depth of cure can be attained with focused UV and/or visible light. The following graph shows the cure response of some typical light sources as a function of irradiance after 60 seconds. The following data table shows the depth of cure obtained upon exposure to different light sources and intensities over time.



Light Source	Irradiance UV/VIS	Depth of Cure, mm		
		30 sec.	60 sec.	90 sec.
7411 UV (metal halide)	179/58	10.1	13.2	15.8
7411 V (visible enhanced metal halide)	40/98	7.1	12.2	13.9
7215 (300-watt medium pressure Hg arc)	75/95	14.7	21.4	25.9

Electrodeless V bulb	71/124	13.7	18.0	20.7
Electrodeless D bulb	76/50	12.0	16.3	18.2
Electrodeless H bulb	71/68	7.2	11.1	14.9
Electrodeless H+ bulb	74/64	8.0	11.5	16.0
7735 (50-watt high pressure Hg arc)	890/410	9.5	11.5	12.7
7740 (100-watt high pressure Hg arc)	797/414	10.0	11.6	12.8
7760 (200-watt high pressure Hg arc)	1,146/459	7.8	10.3	11.0
7700 (LED)	12/31	4.0	5.9	7.5
7420 (visible arc lamp)	20/40	10.4	---	16.2
7500 (fluorescent lamp)	40/0	2.1	2.8	3.5

*Note: Irradiance measured with 7011-A (UV) & 7011-V (VIS) dosimeters*

IEC 60243-1, kV/mm

Dielectric Constant / Dissipation Factor, IEC 60250:

1 kHz	2.92 / 0.01
1 MHz	2.92 / 0.005

Cured @ 70 mW/cm<sup>2</sup>, measured @ 365 nm, for 60 seconds per side, followed by 14 days @ 23 °C / 50% RH

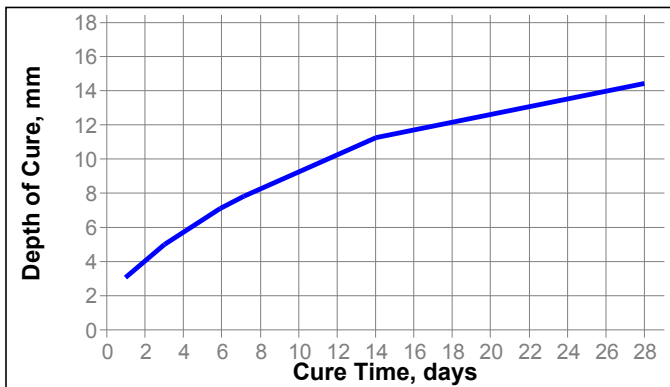
#### Physical Properties:

Compression Set, ASTM D 395, Method B, %:

Aged @ 22 °C for 70 hours	4.8
Aged @ 70 °C for 22 hours	9.5
Aged @ 121 °C for 22 hours	22.8
Aged @ 150 °C for 22 hours	29.0

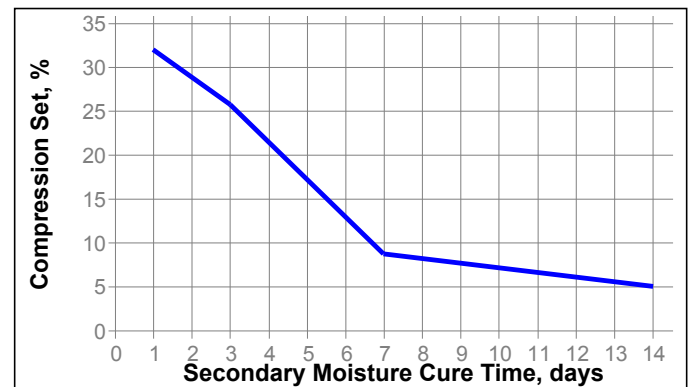
#### Depth of Cure (moisture only)

Moisture cure of shadowed areas rely on surface and/or atmospheric moisture to effect cure. The typical depth of cure from moisture only versus time (days) at 25 °C and 50% relative humidity is shown in the graph below.



A comparison of the compression set versus moisture cure condition is shown in the graph below.

Cured @ 70 mW/cm<sup>2</sup>, measured @ 365 nm, for 60 seconds per side. Compression set measured after being aged @ 22 °C for 70 hours.



#### TYPICAL PROPERTIES OF CURED MATERIAL

Cured @ 70 mW/cm<sup>2</sup>, measured @ 365 nm, for 60 seconds per side, followed by 72 hours @ 23 °C / 50% RH

##### Physical Properties:

Coefficient of Thermal Expansion, ISO 11359-2, K <sup>-1</sup>	248×10 <sup>-6</sup>
Water Vapor Trans. Rate, ASTM E96, g/(h·m <sup>2</sup> )	2.79
Water Absorption, ISO 62, %:	
24 hours in water @ 23 °C	0.32
Volume Shrinkage, ASTM D 792, %	0.62
Linear Shrinkage, ASTM D 792, %	0.21
Shore Hardness, ISO 868, Durometer A	45 to 65 <sup>LMS</sup>
Elongation, at break, ISO 37, %	≥150 <sup>LMS</sup>
Tensile Strength, ISO 37	N/mm <sup>2</sup> ≥2.75 <sup>LMS</sup> (psi) (≥398)
Tear Strength, ISO 34-1, Die C	N/mm (14.0) (lb./in.) (79.9)
Gas Permeability, ASTM D1434, cm <sup>3</sup> /sec/atm:	
Oxygen	5.81×10 <sup>-6</sup>
Hydrogen	6.03×10 <sup>-6</sup>
Carbon Dioxide	3.95×10 <sup>-5</sup>

##### Electrical Properties:

Volume Resistivity, IEC 60093, Ω·cm	1.1×10 <sup>15</sup>
Dielectric Breakdown Strength,	16.2

#### TYPICAL PERFORMANCE OF CURED MATERIAL

##### Adhesive Properties

Cured @ 70 mW/cm<sup>2</sup>, measured @ 365 nm, for 60 seconds followed by 72 hours @ 23 °C / 50% RH, (Isopropyl alcohol wiped substrates)

Lap Shear Strength, ISO 4587:

Aluminum (Alclad) to Glass	N/mm <sup>2</sup> 1.0 (psi) (140)
Steel to Glass	N/mm <sup>2</sup> 0.8 (psi) (110)
Glass to Glass	N/mm <sup>2</sup> 2.9 (psi) (425)
Polycarbonate to Polycarbonate	N/mm <sup>2</sup> 2.7 (psi) (390)
Polycarbonate to Glass	N/mm <sup>2</sup> 1.4 (psi) (200)
Polycarbonate to Aluminum	N/mm <sup>2</sup> 0.7 (psi) (105)
Polycarbonate to Steel	N/mm <sup>2</sup> 1.0 (psi) (140)
PVC to Glass	N/mm <sup>2</sup> 4.1 (psi) (595)
PVC to Polycarbonate	N/mm <sup>2</sup> 3.5 (psi) (510)
Polybutylene Terephthalate (PBT) to Glass	N/mm <sup>2</sup> 2.7 (psi) (395)

Polybutylene	N/mm <sup>2</sup>	2.2
Terephthalate (PBT) to Polycarbonate	(psi)	(320)
ABS to Glass	N/mm <sup>2</sup>	0.4
	(psi)	(55)
ABS to Polycarbonate	N/mm <sup>2</sup>	0.4
	(psi)	(60)
Nylon to Glass	N/mm <sup>2</sup>	3.3
	(psi)	(480)
Nylon to Polycarbonate	N/mm <sup>2</sup>	2.0
	(psi)	(290)

Aged @ 150 °C for 70 hours:

ASTM IRM 903 oil:

Change in Durometer, Points (Initial = 58)	-22
Change in Tensile Strength, %	-40.8
Change in Elongation, %	-26.2
Volume Swell, %	46.0

Aged @ 150 °C for 168 hours:

5W30 oil:

Change in Durometer, Points (Initial = 58)	-42
Change in Tensile Strength, %	-80.4
Change in Elongation, %	8.5
Volume Swell, %	43.3

ASTM IRM 901 oil:

Change in Durometer, Points (Initial = 58)	-21
Change in Tensile Strength, %	-46.7
Change in Elongation, %	64.9
Volume Swell, %	2.9

ASTM IRM 902 oil:

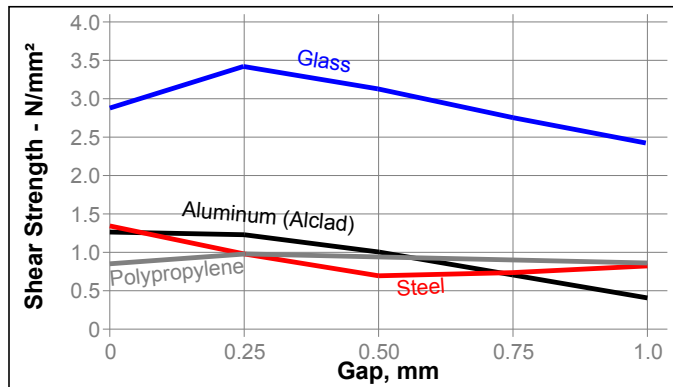
Change in Durometer, Points (Initial = 58)	-12
Change in Tensile Strength, %	-21.0
Change in Elongation, %	15.1
Volume Swell, %	8.5

ATF (Dexron® III):

Change in Durometer, Points (Initial = 58)	-45
Change in Tensile Strength, %	-87.2
Change in Elongation, %	34.1
Volume Swell, %	33.1

### Shear Strength vs. Gap Thickness

Cured @ 70 mW/cm<sup>2</sup>, measured @ 365 nm, for 60 seconds followed by 7 days @ 23 °C / 50% RH



### TYPICAL ENVIRONMENTAL RESISTANCE

Cured @ 70 mW/cm<sup>2</sup>, measured @ 365 nm, for 60 seconds per side, followed by 7 days @ 23 °C / 50% RH

#### Heat Aging

Aged at temperature indicated and tested @ 22 °C

Aged @ 177 °C for 168 hours:

Change in Durometer, Points (Initial = 58)	-4
Change in Tensile Strength, %	3.7
Change in Elongation, %	17.5
Weight Loss, %	-5.3

Aged @ 233 °C for 168 hours:

Change in Durometer, Points (Initial = 58)	25
Change in Tensile Strength, %	-34.3
Change in Elongation, %	-92.3
Weight Loss, %	-7.0

#### Typical Fluid Immersion Properties

Aged @ 100 °C for 168 hours:

Ethylene glycol/water, 50:50:

Change in Durometer, Points (Initial = 58)	-12
Change in Tensile Strength, %	-34.8
Change in Elongation, %	54.6
Volume Swell, %	-2.9

Propylene glycol/water (Dex-Cool®), 50:50:

Change in Durometer, Points (Initial = 58)	-13
Change in Tensile Strength, %	-34.4
Change in Elongation, %	60.1
Volume Swell, %	-4.1

### GENERAL INFORMATION

This product is not recommended for use in pure oxygen and/or oxygen rich systems and should not be selected as a sealant for chlorine or other strong oxidizing materials.

For safe handling information on this product, consult the Safety Data Sheet (SDS).

#### Directions for use:

1. This product is light sensitive; exposure to daylight, UV light and artificial lighting should be kept to a minimum during storage and handling.
2. The product should be dispensed from applicators with black feedlines.
3. For best performance bond surfaces should be clean and free from grease.
4. The product is designed to be initially cured by UV/visible light at a minimum irradiance of 30 mW/cm<sup>2</sup> for approximately 20 seconds, increased exposure may be required for curing deeper sections.
5. Functional strength is achieved almost instantly.
6. Full performance properties will develop over 72 hours.
7. Moisture curing begins immediately after the product is exposed to the atmosphere, therefore parts to be assembled should be mated within a few minutes after the product is dispensed.
8. Excess material can be easily wiped away with non-polar solvents.

**Loctite Material Specification<sup>LMS</sup>**

LMS dated May 27, 2005. Test reports for each batch are available for the indicated properties. LMS test reports include selected QC test parameters considered appropriate to specifications for customer use. Additionally, comprehensive controls are in place to assure product quality and consistency. Special customer specification requirements may be coordinated through Henkel Quality.

**Storage**

Store product in the unopened container in a dry location. Storage information may be indicated on the product container labeling.

**Optimal Storage: 8 °C to 21 °C. Storage below 8 °C or greater than 28 °C can adversely affect product properties.**

Material removed from containers may be contaminated during use. Do not return product to the original container. Henkel Corporation cannot assume responsibility for product which has been contaminated or stored under conditions other than those previously indicated. If additional information is required, please contact your local Technical Service Center or Customer Service Representative.

**Conversions**

$(^{\circ}\text{C} \times 1.8) + 32 = ^{\circ}\text{F}$   
 $\text{kV/mm} \times 25.4 = \text{V/mil}$   
 $\text{mm} / 25.4 = \text{inches}$   
 $\mu\text{m} / 25.4 = \text{mil}$   
 $\text{N} \times 0.225 = \text{lb}$   
 $\text{N/mm} \times 5.71 = \text{lb/in}$   
 $\text{N/mm}^2 \times 145 = \text{psi}$   
 $\text{MPa} \times 145 = \text{psi}$   
 $\text{N}\cdot\text{m} \times 8.851 = \text{lb}\cdot\text{in}$   
 $\text{N}\cdot\text{m} \times 0.738 = \text{lb}\cdot\text{ft}$   
 $\text{N}\cdot\text{mm} \times 0.142 = \text{oz}\cdot\text{in}$   
 $\text{mPa}\cdot\text{s} = \text{cP}$

**Note:**

The information provided in this Technical Data Sheet (TDS) including the recommendations for use and application of the product are based on our knowledge and experience of the product as at the date of this TDS. The product can have a variety of different applications as well as differing application and working conditions in your environment that are beyond our control. Henkel is, therefore, not liable for the suitability of our product for the production processes and conditions in respect of which you use them, as well as the intended applications and results. We strongly recommend that you carry out your own prior trials to confirm such suitability of our product.

Any liability in respect of the information in the Technical Data Sheet or any other written or oral recommendation(s) regarding the concerned product is excluded, except if otherwise explicitly agreed and except in relation to death or personal injury caused by our negligence and any liability under any applicable mandatory product liability law.

**In case products are delivered by Henkel Belgium NV, Henkel Electronic Materials NV, Henkel Nederland BV, Henkel Technologies France SAS and Henkel France SA please additionally note the following:**

In case Henkel would be nevertheless held liable, on whatever legal ground, Henkel's liability will in no event exceed the amount of the concerned delivery.

**In case products are delivered by Henkel Colombiana, S.A.S. the following disclaimer is applicable:**

The information provided in this Technical Data Sheet (TDS) including the recommendations for use and application of the product are based on our knowledge and experience of the product as at the date of this TDS. Henkel is, therefore, not liable for the suitability of our product for the production processes and conditions in respect of which you use them, as well as the intended applications and results. We strongly recommend that you carry out your own prior trials to confirm such suitability of our product.

Any liability in respect of the information in the Technical Data Sheet or any other written or oral recommendation(s) regarding the concerned product is excluded, except if otherwise explicitly agreed and except in relation to death or personal injury caused by our negligence and any liability under any applicable mandatory product liability law.

**In case products are delivered by Henkel Corporation, Resin Technology**

**Group, Inc., or Henkel Canada Corporation, the following disclaimer is applicable:**

The data contained herein are furnished for information only and are believed to be reliable. We cannot assume responsibility for the results obtained by others over whose methods we have no control. It is the user's responsibility to determine suitability for the user's purpose of any production methods mentioned herein and to adopt such precautions as may be advisable for the protection of property and of persons against any hazards that may be involved in the handling and use thereof. In light of the foregoing, **Henkel Corporation specifically disclaims all warranties expressed or implied, including warranties of merchantability or fitness for a particular purpose, arising from sale or use of Henkel Corporation's products. Henkel Corporation specifically disclaims any liability for consequential or incidental damages of any kind, including lost profits.** The discussion herein of various processes or compositions is not to be interpreted as representation that they are free from domination of patents owned by others or as a license under any Henkel Corporation patents that may cover such processes or compositions. We recommend that each prospective user test his proposed application before repetitive use, using this data as a guide. This product may be covered by one or more United States or foreign patents or patent applications.

**Trademark usage**

Except as otherwise noted, all trademarks in this document are trademarks of Henkel Corporation in the U.S. and elsewhere. ® denotes a trademark registered in the U.S. Patent and Trademark Office.

**Reference 1.2**