

# LOCTITE<sup>®</sup> AA 363™

Known as LOCTITE<sup>®</sup> 363™  
September 2014

## PRODUCT DESCRIPTION

LOCTITE<sup>®</sup> AA 363™ provides the following product characteristics:

<b>Technology</b>	Acrylic
<b>Chemical Type</b>	Urethane methacrylate
<b>Appearance (uncured)</b>	Transparent yellow liquid <sup>LMS</sup>
<b>Components</b>	One component - requires no mixing
<b>Viscosity</b>	Low
<b>Cure</b>	Ultraviolet (UV) light
<b>Cure Benefit</b>	Production - high speed curing
<b>Application</b>	Potting

LOCTITE<sup>®</sup> AA 363™ is designed for shallow potting and thin-film encapsulating of electronic assemblies.

## TYPICAL PROPERTIES OF UNCURED MATERIAL

Specific Gravity @ 25 °C	1.1
Flash Point - See SDS	
Viscosity, Brookfield - RVT, 25 °C, mPa·s (cP):	
Spindle 1, speed 20 rpm,	100 to 400 <sup>LMS</sup>

## TYPICAL CURING PERFORMANCE

This product is cured when exposed to UV radiation of 365nm. To obtain a full cure on surfaces exposed to air, radiation at 250nm is also required. The speed of cure will depend on the UV intensity as measured at the product surface. Typical cure condition is 20-30 seconds at 100mW/cm<sup>2</sup> using a medium pressure, quartz envelope, mercury vapor lamp.

## Tack Free Time

Tack Free Time is the time required to achieve a tack free surface

Tack Free Time, seconds:	
100 mW/cm <sup>2</sup> , measured @ 365 nm	25

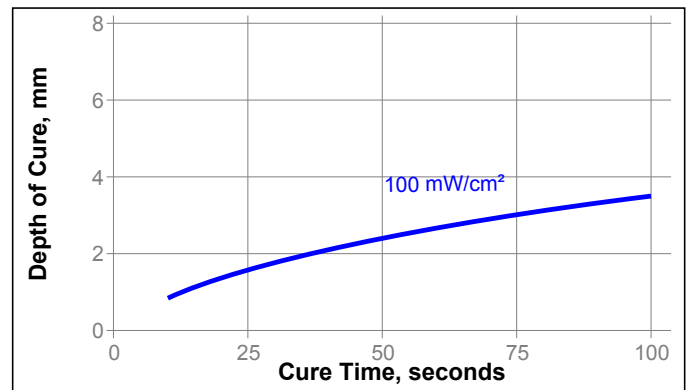
## Fixture Time

Fixture time is defined as the time to develop a shear strength of 0.1 N/mm<sup>2</sup> .

UV Fixture Time, Glass microscope slides, seconds:	
6 mW/cm <sup>2</sup> , measured @ 365 nm	≤15 <sup>LMS</sup>
100 mW/cm <sup>2</sup> , measured @ 365 nm	5

## Depth of Cure

The graph below shows the increase in depth of cure with time at 100mW/cm<sup>2</sup> as measured from the thickness of the cured pellet formed in a 15mm diameter PTFE die.



## TYPICAL PROPERTIES OF CURED MATERIAL

### Physical Properties

Coefficient of Thermal Expansion, ISO 11359-2, K <sup>-1</sup>	100×10 <sup>-6</sup>
Coefficient of Thermal Conductivity, ISO 8302, W/(m·K)	0.1
Shore Hardness, ISO 868, Durometer D	50
UV Depth of Cure, mm:	
100 mW/cm <sup>2</sup> , measured @ 365 nm, for 20 ≥1.8 <sup>LMS</sup> seconds	

### Electrical Properties

Dielectric Breakdown Strength, IEC 60243-1, kV/mm	34
Volume Resistivity, IEC 60093, Ω·cm	2×10 <sup>15</sup>
Dielectric Constant / Dissipation Factor, IEC 60250: 1 kHz	4 / 0.03

## TYPICAL PERFORMANCE OF CURED MATERIAL

### Adhesive Properties

Cured @ 100 mW/cm <sup>2</sup> , measured @ 365 nm, for 20 seconds	
Tensile Strength, ISO 6922:	
Steel pin to Glass	N/mm <sup>2</sup> 3 to 12 (psi) (435 to 1,740)

**TYPICAL ENVIRONMENTAL RESISTANCE**

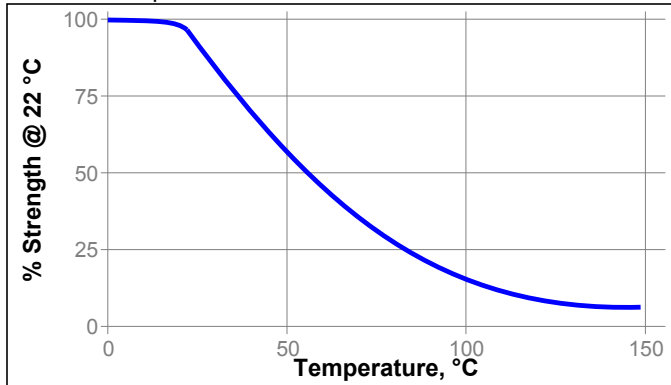
Cured @ 100 mW/cm<sup>2</sup>, measured @ 365 nm, for 20 seconds plus 1 week @ 22 °C

Tensile Strength, ISO 6922:

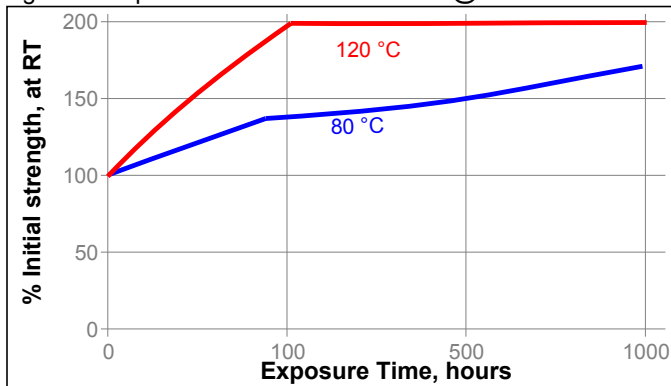
Steel pin (grit blasted) to Glass

**Hot Strength**

Tested at temperature

**Heat Aging**

Aged at temperature indicated and tested @ 22 °C

**Chemical/Solvent Resistance**

Aged under conditions indicated and tested @ 22 °C.

Environment	°C	% of initial strength		
		100 h	500 h	1000 h
Gasoline	22	100	100	100
1,1,1 Trichloroethane	22	90	90	45
Freon TA	22	80	80	0
Industrial methylated spirits	22	100	100	100
Heat/humidity 90% RH	40	75	20	15

**GENERAL INFORMATION**

This product is not recommended for use in pure oxygen and/or oxygen rich systems and should not be selected as a sealant for chlorine or other strong oxidizing materials.

For safe handling information on this product, consult the Safety Data Sheet (SDS).

**Directions for use:**

1. This product is light sensitive; exposure to daylight, UV light and artificial lighting should be kept to a minimum during storage and handling.

2. The product should be dispensed from applicators with black feedlines.
3. For best performance bond surfaces should be clean and free from grease.
4. Cure rate is dependent on lamp intensity, distance from light source, depth of cure needed or bondline gap and light transmittance of the substrate through which the radiation must pass.
5. Recommended intensity for cure in bondline situation is 5 mW/cm<sup>2</sup> minimum (measured at the bondline) with an exposure time of 4-5 times the fixture time at the same intensity.
6. For dry curing of exposed surfaces, higher intensity UV is required (100 mW/cm<sup>2</sup>).
7. Cooling should be provided for temperature sensitive substrates such as thermoplastics.
8. Plastic grades should be checked for risk of stress cracking when exposed to liquid adhesive.
9. Excess uncured adhesive can be wiped away with organic solvent (e.g. Acetone).
10. Bonds should be allowed to cool before subjecting to any service loads.

**Loctite Material Specification<sup>LMS</sup>**

LMS dated December 3, 2001. Test reports for each batch are available for the indicated properties. LMS test reports include selected QC test parameters considered appropriate to specifications for customer use. Additionally, comprehensive controls are in place to assure product quality and consistency. Special customer specification requirements may be coordinated through Henkel Quality.

**Storage**

Store product in the unopened container in a dry location. Storage information may be indicated on the product container labeling.

**Optimal Storage: 8 °C to 21 °C. Storage below 8 °C or greater than 28 °C can adversely affect product properties.**

Material removed from containers may be contaminated during use. Do not return product to the original container. Henkel Corporation cannot assume responsibility for product which has been contaminated or stored under conditions other than those previously indicated. If additional information is required, please contact your local Technical Service Center or Customer Service Representative.

**Conversions**

(°C x 1.8) + 32 = °F  
 kV/mm x 25.4 = V/mil  
 mm / 25.4 = inches  
 μm / 25.4 = mil  
 N x 0.225 = lb  
 N/mm x 5.71 = lb/in  
 N/mm<sup>2</sup> x 145 = psi  
 MPa x 145 = psi  
 N·m x 8.851 = lb·in  
 N·m x 0.738 = lb·ft  
 N·mm x 0.142 = oz·in  
 mPa·s = cP

**Note:**

The information provided in this Technical Data Sheet (TDS) including the recommendations for use and application of the product are based on our knowledge and experience of the product as at the date of this TDS. The product can have a variety of different applications as well as differing application and working conditions in your environment that are beyond our control. Henkel is, therefore, not liable for the suitability of our product for the production processes and conditions in respect

of which you use them, as well as the intended applications and results. We strongly recommend that you carry out your own prior trials to confirm such suitability of our product.

Any liability in respect of the information in the Technical Data Sheet or any other written or oral recommendation(s) regarding the concerned product is excluded, except if otherwise explicitly agreed and except in relation to death or personal injury caused by our negligence and any liability under any applicable mandatory product liability law.

**In case products are delivered by Henkel Belgium NV, Henkel Electronic Materials NV, Henkel Nederland BV, Henkel Technologies France SAS and Henkel France SA please additionally note the following:**

In case Henkel would be nevertheless held liable, on whatever legal ground, Henkel's liability will in no event exceed the amount of the concerned delivery.

**In case products are delivered by Henkel Colombiana, S.A.S. the following disclaimer is applicable:**

The information provided in this Technical Data Sheet (TDS) including the recommendations for use and application of the product are based on our knowledge and experience of the product as at the date of this TDS. Henkel is, therefore, not liable for the suitability of our product for the production processes and conditions in respect of which you use them, as well as the intended applications and results. We strongly recommend that you carry out your own prior trials to confirm such suitability of our product.

Any liability in respect of the information in the Technical Data Sheet or any other written or oral recommendation(s) regarding the concerned product is excluded, except if otherwise explicitly agreed and except in relation to death or personal injury caused by our negligence and any liability under any applicable mandatory product liability law.

**In case products are delivered by Henkel Corporation, Resin Technology Group, Inc., or Henkel Canada Corporation, the following disclaimer is applicable:**

The data contained herein are furnished for information only and are believed to be reliable. We cannot assume responsibility for the results obtained by others over whose methods we have no control. It is the user's responsibility to determine suitability for the user's purpose of any production methods mentioned herein and to adopt such precautions as may be advisable for the protection of property and of persons against any hazards that may be involved in the handling and use thereof. In light of the foregoing, **Henkel Corporation specifically disclaims all warranties expressed or implied, including warranties of merchantability or fitness for a particular purpose, arising from sale or use of Henkel Corporation's products. Henkel Corporation specifically disclaims any liability for consequential or incidental damages of any kind, including lost profits.** The discussion herein of various processes or compositions is not to be interpreted as representation that they are free from domination of patents owned by others or as a license under any Henkel Corporation patents that may cover such processes or compositions. We recommend that each prospective user test his proposed application before repetitive use, using this data as a guide. This product may be covered by one or more United States or foreign patents or patent applications.

#### **Trademark usage**

Except as otherwise noted, all trademarks in this document are trademarks of Henkel Corporation in the U.S. and elsewhere. ® denotes a trademark registered in the U.S. Patent and Trademark Office.

Reference 1.3