

LOCTITE[®] AA 3555[™]

Known as LOCTITE[®] 3555[™]
January 2015

PRODUCT DESCRIPTION

LOCTITE[®] AA 3555[™] provides the following product characteristics:

Technology	Acrylic
Chemical Type	Acrylated urethane
Appearance (uncured)	Transparent yellow liquid with green tint ^{LMS}
Fluorescence	Positive ^{LMS}
Components	One component - requires no mixing
Viscosity	Medium
Cure	Visible light
Application	Bonding and Potting

LOCTITE[®] AA 3555[™] cures rapidly when exposed to visible light of sufficient intensity. The rapid cure characteristics of this product make it ideal for potting applications which require a fast and large depth of cure. The ability of this product to fluoresce under black light facilitates inspection of bonded assemblies for adhesive presence. LOCTITE[®] AA 3555[™] is suitable for a wide variety of applications that require bonding polycarbonate to itself and a variety of other substrates, while not inducing stress cracking under typical molded stress levels. Suitable for use in the assembly of **disposable medical devices**.

ISO-10993

An ISO 10993 Test Protocol is an integral part of the Quality Program for LOCTITE[®] AA 3555[™]. LOCTITE[®] AA 3555[™] has been qualified to Henkel's ISO 10993 Protocol as a means to assist in the selection of products for use in the medical device industry. Certificates of Compliance are available on Henkel's website or through the Henkel Quality Department.

TYPICAL PROPERTIES OF UNCURED MATERIAL

Specific Gravity @ 25 °C	1.11
Flash Point - See SDS	
Viscosity, Cone & Plate, 25 °C, mPa·s (cP):	
Shear rate 50 s ⁻¹	700 to 1,300 ^{LMS}

TYPICAL CURING PERFORMANCE

LOCTITE[®] AA 3555[™] can be cured by irradiation with visible light greater than 400 nm wavelength of sufficient intensity. Cure rate and ultimate depth of cure depend on light intensity, spectral distribution of the light source, exposure time and light transmittance of the substrate through which the light must pass.

Stress Cracking

Liquid adhesive is applied to a medical grade polycarbonate bar 6.4 cm by 13 mm by 3 mm which is then flexed to induce a known stress level. The time until stress cracking is observed.

Stress Cracking, ASTM D 3929, minutes:

13.8 N/mm ² stress on bar	>15
17.2 N/mm ² stress on bar	5 to 15

Fixture Time

Fixture time is defined as the time to develop a shear strength of 0.1 N/mm².

UV Fixture Time, Polycarbonate, seconds:

500 mW/cm ² , measured @ >400 nm using a Indigo [™] Cure Jet	<5
500 mW/cm ² , using a Loctite [®] 7720 [™] Visible Wand System	<5
225 mW/cm ² , measured @ >400 nm using a LOCTITE [®] Indigo [™] 7418 Visible Flood Source	a <5

Tack Free Time

Tack Free Time is the time required to achieve a tack free surface

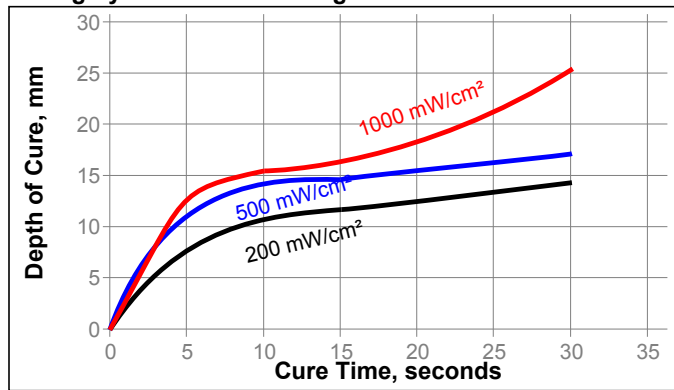
Tack Free Time, seconds:

280 mW/cm ² , measured @ >400 nm using a LOCTITE [®] Indigo [™] 7418 Visible Flood Source	a ≤10 ^{LMS}
500 mW/cm ² , measured @ >400 nm using a Loctite [®] 7720 [™] Visible Wand System	<5

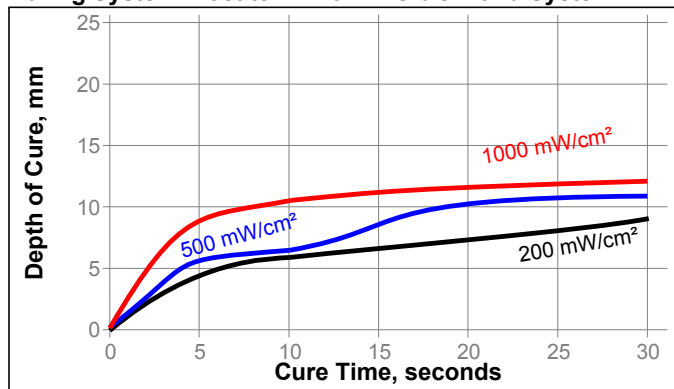
Depth of Cure vs. Irradiance

The graphs below show the increase in depth of cure with time at various irradiances as measured from the thickness of the cured product formed in a 25 mm diameter Delrin block.

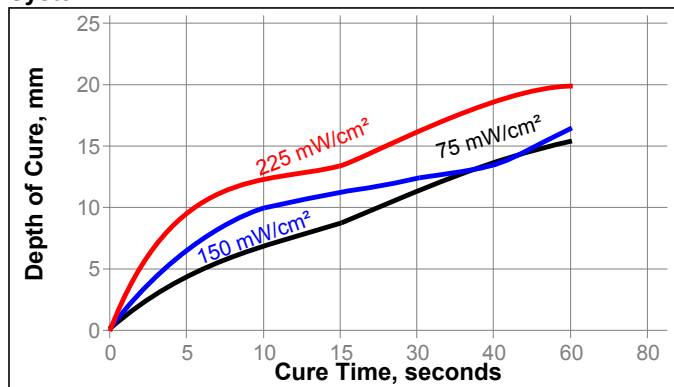
Curing System: Loctite® Indigo™ Cure Jet



Curing System: Loctite® 7720™ Visible Wand System



Curing System: Loctite® Indigo™ 7418 Visible Flood System



TYPICAL PROPERTIES OF CURED MATERIAL

Cured @ 225 mW/cm², for 30 seconds per side using a LOCTITE® Indigo™ 7418 Visible Flood Source with a spectral output of > 400 nm

Physical Properties

Linear Shrinkage, ASTM D 792, %	3.0
Volume Shrinkage, ASTM D 792, %	8.7
Shore Hardness, ISO 868, Durometer D	77
Refractive Index	1.51

Water Absorption, ISO 62, %:	
2 hours in boiling water	8.3
Elongation, at break, ISO 527-3, %	11.2
Glass Transition Temperature (Tg), ISO 11359-2, °C	59
Coefficient of Thermal Expansion, ISO 11359-2, K ⁻¹ :	
Pre Tg	74×10 ⁻⁶
Post Tg	102×10 ⁻⁶
Tensile Strength, at break, ISO 527-3	N/mm ² 40 (psi) (5,850)
Tensile Modulus, ISO 527-3	N/mm ² 1,400 (psi) (203,000)

Electrical Properties

Surface Resistivity, IEC 60093, Ω	3.3×10 ¹⁵
Volume Resistivity, IEC 60093, Ω·cm	7.4×10 ¹⁵
Dielectric Breakdown Strength, IEC 60093, kV/mm	32.8
Dielectric Constant / Dissipation Factor, IEC 60250:	
1 Kz	3.2 / 0.02
100 kHz	3.2 / 0.02
1 MHz	3.1 / 0.03

TYPICAL PERFORMANCE OF CURED MATERIAL

Adhesive Properties

Cured @ 225 mW/cm², for 30 seconds using a LOCTITE® Indigo™ 7418 Visible Flood Source with a spectral output of > 400 nm

Lap Shear Strength, ISO 4587:	
Polycarbonate (UV absorbing) to Stainless steel	N/mm ² 5 (psi) (690)
Block Shear Strength, ISO 13445:	
Polycarbonate (UV absorbing) to Polycarbonate (UV absorbing)	N/mm ² 34 (psi) (4,880)
Nylon to Polycarbonate (UV absorbing)	N/mm ² 6 (psi) (810)
ABS to Polycarbonate (UV absorbing)	N/mm ² 28 (psi) (4,040)
PVC to Polycarbonate (UV absorbing)	N/mm ² 36 (psi) (5,260)

Cured @ 280 mW/cm², measured @ >400 nm for 10 seconds using a LOCTITE® Indigo™ 7418 Visible Flood Source

Block Shear Strength, ISO 13445:	
Polycarbonate (UV absorbing)	N/mm ² ≥12.41 ^{LMS} (psi) (≥1,800)

Cured @ 500 mW/cm², measured @ >400 nm for 10 seconds using a Indigo™ Cure Jet

Needle Pullout Strength:

Material	22 Gauge Cannula	27 Gauge Cannula
ABS	N 111 (lb) (25)	N 71 (lb) (16)
	N 67 (lb) (15)	N 58 (lb) (13)
Polycarbonate	N 67 (lb) (15)	N 58 (lb) (13)
	N 40 (lb) (9.1)	N 28 (lb) (6.4)

TYPICAL ENVIRONMENTAL RESISTANCE

Cured @ 400 mW/cm², for 30 seconds using a Visible Arc Light Source with a spectral output of > 400 nm

Block Shear Strength, ISO 13445, % of initial strength:

Polycarbonate (UV absorbing)

Chemical/Solvent Resistance

Aged under conditions indicated and tested @ 22 °C.

Environment	°C	% of initial strength			
		2 h	170 h	500 h	1000 h
Air	70	-----	108	118	65
Air	95	-----	92	81	18
Water	100	7	-----	-----	-----
Water immersion	50	-----	20	4	2
Isopropanol immersion	22	-----	77	67	73
Heat/humidity 95% RH	38	-----	83	36	22

Effects of Sterilization

In general, products similar in composition to LOCTITE® AA 3555™ subjected to standard sterilization methods, such as EtO and Gamma Radiation (25 to 50 kiloGrays cumulative) show excellent bond strength retention. LOCTITE® AA 3555™ maintains bond strength after 1 cycle of steam autoclave. It is recommended that customers test specific parts after subjecting them to the preferred sterilization method. Consult with Loctite® for a product recommendation if your device will see more than 3 sterilization cycles.

Sterilization Resistance of Needle Assemblies

Sterilized as indicated and tested @ 22 °C

Needle Pullout Strength, % of initial strength:

	Gamma 30kGy	ETO 1 Cycle	Autoclave 1 Cycle
Polycarbonate:			
22 Gauge Cannula	233	213	140
27 Gauge Cannula	146	208	138

GENERAL INFORMATION

This product is not recommended for use in pure oxygen and/or oxygen rich systems and should not be selected as a sealant for chlorine or other strong oxidizing materials.

For safe handling information on this product, consult the Safety Data Sheet (SDS).

Directions for use:

1. This product is visible light sensitive; exposure to daylight, UV light and artificial lighting should be kept to a minimum during storage and handling.
2. The product should be dispensed from applicators with black feedlines.
3. For best performance bond surfaces should be clean and free from grease.
4. Cure rate is dependent on lamp intensity, distance from light source, depth of cure needed or bondline gap and light transmittance of the substrate through which the radiation must pass.
5. Cooling should be provided for temperature sensitive substrates such as thermoplastics.
6. Plastic grades should be checked for risk of stress cracking when exposed to liquid adhesive.
7. Excess uncured adhesive can be wiped away with organic solvent (e.g. Acetone).
8. Bonds should be allowed to cool before subjecting to any service loads.

Loctite Material Specification^{LMS}

LMS dated August 15, 2007. Test reports for each batch are available for the indicated properties. LMS test reports include selected QC test parameters considered appropriate to specifications for customer use. Additionally, comprehensive controls are in place to assure product quality and consistency. Special customer specification requirements may be coordinated through Henkel Quality.

Storage

Store product in the unopened container in a dry location. Storage information may be indicated on the product container labeling.

Optimal Storage: 8 °C to 21 °C. Storage below 8 °C or greater than 28 °C can adversely affect product properties.

Material removed from containers may be contaminated during use. Do not return product to the original container. Henkel Corporation cannot assume responsibility for product which has been contaminated or stored under conditions other than those previously indicated. If additional information is required, please contact your local Technical Service Center or Customer Service Representative.

Conversions

$(^{\circ}\text{C} \times 1.8) + 32 = ^{\circ}\text{F}$
 $\text{kV/mm} \times 25.4 = \text{V/mil}$
 $\text{mm} / 25.4 = \text{inches}$
 $\mu\text{m} / 25.4 = \text{mil}$
 $\text{N} \times 0.225 = \text{lb}$
 $\text{N/mm} \times 5.71 = \text{lb/in}$
 $\text{N/mm}^2 \times 145 = \text{psi}$
 $\text{MPa} \times 145 = \text{psi}$
 $\text{N}\cdot\text{m} \times 8.851 = \text{lb}\cdot\text{in}$
 $\text{N}\cdot\text{m} \times 0.738 = \text{lb}\cdot\text{ft}$
 $\text{N}\cdot\text{mm} \times 0.142 = \text{oz}\cdot\text{in}$
 $\text{mPa}\cdot\text{s} = \text{cP}$

Note:

The information provided in this Technical Data Sheet (TDS) including the recommendations for use and application of the product are based on our knowledge and experience of the product as at the date of this TDS. The product can have a variety of different applications as well as differing application and working conditions in your environment that are beyond our control. Henkel is, therefore, not liable for the suitability of our product for the production processes and conditions in respect of which you use them, as well as the intended applications and results. We strongly recommend that you carry out your own prior trials to confirm such suitability of our product.

Any liability in respect of the information in the Technical Data Sheet or any other written or oral recommendation(s) regarding the concerned product is excluded, except if otherwise explicitly agreed and except in relation to death or personal injury caused by our negligence and any liability under any applicable mandatory product liability law.

In case products are delivered by Henkel Belgium NV, Henkel Electronic Materials NV, Henkel Nederland BV, Henkel Technologies France SAS and Henkel France SA please additionally note the following:

In case Henkel would be nevertheless held liable, on whatever legal ground, Henkel's liability will in no event exceed the amount of the concerned delivery.

In case products are delivered by Henkel Colombiana, S.A.S. the following disclaimer is applicable:

The information provided in this Technical Data Sheet (TDS) including the recommendations for use and application of the product are based on our knowledge and experience of the product as at the date of this TDS. Henkel is, therefore, not liable for the suitability of our product for the production processes and conditions in respect of which you use them, as well as the intended applications and results. We strongly recommend that you carry out your own prior trials to confirm such suitability of our product.

Any liability in respect of the information in the Technical Data Sheet or any other written or oral recommendation(s) regarding the concerned product is excluded, except if otherwise explicitly agreed and except in relation to death or personal injury caused by our negligence and any liability under any applicable mandatory product liability law.

In case products are delivered by Henkel Corporation, Resin Technology Group, Inc., or Henkel Canada Corporation, the following disclaimer is applicable:

The data contained herein are furnished for information only and are believed to be reliable. We cannot assume responsibility for the results obtained by others over whose methods we have no control. It is the user's responsibility to determine suitability for the user's purpose of any production methods mentioned herein and to adopt such precautions as may be advisable for the protection of property and of persons against any hazards that may be involved in the handling and use thereof. In light of the foregoing, **Henkel Corporation specifically disclaims all warranties expressed or implied, including warranties of merchantability or fitness for a particular purpose, arising from sale or use of Henkel Corporation's products. Henkel Corporation specifically disclaims any liability for consequential or incidental damages of any kind, including lost profits.** The discussion herein of various processes or compositions is not to be interpreted as representation that they are free from domination of patents owned by others or as a license under any Henkel Corporation patents that may cover such processes or compositions. We recommend that each prospective user test his proposed application before repetitive use, using this data as a guide. This product may be covered by one or more United States or foreign patents or patent applications.

Trademark usage

Except as otherwise noted, all trademarks in this document are trademarks of Henkel Corporation in the U.S. and elsewhere. ® denotes a trademark registered in the U.S. Patent and Trademark Office.

Reference 0.2