

CM 29

Multi Xpress

Fast-setting tile adhesive for thin-, medium- and thick-bed applications with an especially long working and adjustment time to ensure reliable and economical installation of tiles and slabs

CHARACTERISTICS

- ▶ Long working time (60 minutes)
- ▶ Walkable and groutable after only 90 minutes
- ▶ Long open time
- ▶ Especially for large-format tiles and slabs in public and commercial buildings
- ▶ Rapid setting even at low temperatures

Test Certificate no. 220076155-09, MPA, NRW

SCOPE OF USE

CM 29 MultiXpress is used for the high-strength, void-free installation of ceramic tiles and slabs as well as for fine stoneware and cast concrete slabs, both indoors and outdoors, using the thin-, medium- or thick-bed method.

It can also be used for bonding large-format tiles and slabs.

Suitable for the discoloration-proof installation of non-translucent natural stones.

Can also be used for bonding ungauged stones.


CM 29 sets rapidly; this counteracts the tendency of some covering materials to dip formation (known as curling).

Suitable for the installation of tiles on heated floors.

Also suitable for repairing and levelling uneven substrates with depressions of up to approx. 30 mm depth prior to tile laying.

Ideally suited for installing treads, risers and top steps as well as for windowsills, both indoors and outdoors.

* Add CC 83 for producing a highly flexible and workable adhesive bed.



SUBSTRATE PREPARATION

CM 29 MultiXpress adheres to all solid, load-bearing, clean, dry and damp substrates free of any adhesion-improving substances. Remove coatings of inadequate load-bearing strength.

Indoors:

Use CT 17 to prime calcium-sulphate-based screeds (gypsum/anhydrite screeds, mechanically roughened and freed from dust, residual moisture ≤ 0.5 % CM, heated screeds ≤ 0.3 % CM) and other absorbent substrates. Use CT 19 SuperGrip to prime non-absorbent substrates, tiles, natural/artificial stone floors and firmly adhering coatings. Mastic asphalt screeds (blinded with sand, no industrial use) do not need to be primed.

Outdoors and indoors:

Plasters of mortar groups P II/P III (at least 28 days old), cement screeds (at least 28 days old, residual moisture ≤ 2 % CM) and concrete (at least 3 months old) can directly be covered with tiles.

APPLICATION

Stir CM 29 MultiXpress into clean, clear water and mix until it is completely free of lumps (amount of gauging water: see "Technical Data").

Leave the mortar to mature for approx. 5 minutes and then stir again.

Allow for a skin formation time of approx. 30 minutes. Apply CM 29 according to the generally recognized codes of practice using the thin-, medium- or thick-bed method resp. the buttering & floating method.

To ensure the void-free installation of tiles and slabs, the adhesive layer must have a sufficient thickness.

At the end of the pot life, do not re-stir the mortar once it has stiffened.

PLEASE NOTE

Use CM 29 MultiXpress only in dry conditions and at temperatures of +5 °C to +30 °C.

To ensure proper application, please refer in particular to DIN 18 332, DIN 18 157, DIN 18 515 and the information sheets issued by the Central Association of the German Building Trade (ZDB).

On waterproofed substrates and at low temperatures, a longer time is needed before foot traffic and grouting are possible.

Fresh excess mortar can be removed with water; hardened material can only be removed mechanically.

CM 29 is chromate-reduced. It contains cement and sets off an alkaline reaction with water. Therefore protect eyes and skin. If contact occurs, rinse thoroughly with plenty of water. In case of contact with the eyes, seek medical advice immediately.


When installing tiles in areas exposed to chemical attack and on substrates other than those specified above, use other Ceresit products.

Should you need support or advice, please consult our advisory service for architects and craftsmen.
Phone: +49 (0) 211/797 106-07/-55/-59
Fax: 0211-798-1204

The above information, in particular recommendations for the handling and use of our products, is based on our professional knowledge and experience. As materials and conditions may vary with each intended application and thus are beyond our control, we strongly recommend that in each case sufficient tests are conducted to check the suitability of our products for the intended application method and use. Legal liability cannot be accepted on the basis of the contents of this technical data sheet or any verbal advice given unless there is evidence of wilful intent or gross negligence on our part. This technical data sheet supersedes all previous editions.


Apart from the information given in this technical data sheet, it is also important to observe the relevant guidelines and regulations of various organizations and trade associations as well as the applicable DIN standards.

All data given was obtained at an ambient and material temperature of +23°C and 50 % relative humidity unless specified otherwise. Please note that under other climatic conditions hardening can be accelerated or delayed.

 **Henkel AG & Co. KGaA - Bautechnik**
Henkelstraße 67 · D-40589 Düsseldorf
Telefon +49 211 797 0 · Telefax +49 211 798 2148
Internet: www.ceresit.com · E-Mail: ceresit.bautechnik@henkel.com

TECHNICAL DATA

Material base:	Synthetic resin modified cement combination (chromate-reduced) with selected fillers. Fast-setting tile adhesive acc. to DIN/EN 12004, C2 FTE, GISCODE ZP 1	
Bulk density:	approx. 1.37 kg/liter	
Mixing ratio:	For a 25 kg sack of CM 29 use approx. 4.0 l water (for wall application) to 6.0 l water (for floor application)	
Maturing time:	5 minutes	
Open time:	> approx. 30 minutes	
Working time:	approx. 60 minutes	
Walkable and groutable:	after approx. 90 minutes When used as flow-bed mortar: after approx. 120 minutes	
Application temperature:	+5 °C to +30 °C	
Adhesive pull strength:	> 1.0 N/mm ²	
Temperature resistance:	-30 °C to +70 °C	
Required amounts:	Notch depth acc. to DIN 18 157 in mm	Consumption in kg/m ²
	6	2.1
	8	2.7
	10	3.3
B & F method	approx. 4.0	
Medium-bed	approx. 5.6	
Thick-bed	approx. 1.15 kg/mm/m ²	
Shelf life:	Approx. 6 months if stored in a cool and dry place. Use up opened sacks as quickly as possible.	
With the addition of CC 83 Flexi-Enhancer Additive:		
Mixing ratio:	2 kg of CC 83 + 4.0 to 4.8 l water for 25 kg	
Working time:	approx. 30 minutes	
Open time:	approx. 15 minutes	
Walkable and groutable:	after approx. 2 hours	
Adhesive pull strength:	> 1.0 N/mm ²	
* Deformation:	> 2.5 mm (S1)	

	
0432	
Henkel AG & Co. KGaA Henkelstr. 67, D-40589 Düsseldorf	
10	
00049	
EN 12004:2007+A1:2012 C2 FTE	
Fast setting cementitious adhesive with improved characteristics, slip resistance and extended open time	
Reaction to fire	E
Release of dangerous substances	see MSDS
Bond strength, as:	
Initial tensile adhesion strength	≥ 1.0 N/mm ²
Tensile adhesion strength after water immersion	≥ 1.0 N/mm ²
Tensile adhesion strength after heat ageing	≥ 1.0 N/mm ²
Tensile adhesion strength after freeze-thaw cycles	≥ 1.0 N/mm ²
Durability, for:	
Open time: tensile adhesion strength after not less than 30 min	≥ 0.5 N/mm ²
Open time: tensile adhesion strength after 6 h	≥ 0.5 N/mm ²
Slip	≤ 0.5 mm